

PIPELINE SAFETY AROUND SCHOOLS

You received this postcard because your school is located near where Southern Star Central Gas Pipeline, Inc. ("Southern Star") pipeline exist.

Emergency Number: 1-800-324-9696 | Non-Emergency Number: 1-888-885-6008

Email us at: publicawareness@southernstar.com | Website: www.southernstar.com

Scan the QR code to learn more or view information in Spanish.



PIPELINE MARKERS

- Indicates approximate location, but not exact location or depth.
- Can be found where lines meet at public access points, above-ground facilities, streets, highways, waterways, and railway intersections.
- Displays the pipeline operator name, emergency number, and product transported.

RECOGNIZING A PIPELINE LEAK



SIGHT

Natural gas is colorless, but vapor and "ground frosting" may be visible at high pressures. A gas leak may also be indicated by bubbles in wet or flooded areas, distinct patches of dead vegetation, dust blowing from a hole in the ground, or flames if the leak is ignited.



SOUND

Volume can range from a quiet hissing to a loud roar depending on the size of the leak and pipeline system.



SMELL

An unusual smell or gaseous odor will sometimes accompany pipeline leaks. A sulfur or rotten egg like odorant called mercaptan is added to most residential area natural gas lines to aid in recognizing a leak. While the natural gas transported in transmission/gas gathering pipelines is often odorless, a leak may give off a hydrocarbon or petroleum smell.



DID YOU GET THE KEY TAKEAWAYS?

Scan the QR code to answer a few quick questions about this postcard. Your responses help us measure its effectiveness!



P.O. Box 3151
Wichita, KS 67201

Presort Std
U.S. Postage
PAID
Wichita, Ks
Permit No. 504

CALL 811









You are required by law to contact 811, "Call Before You Dig", at least 48 hours prior to excavating. This will connect to your state's One Call Center. The One Call Center will then notify Southern Star and other pipeline utility operators in the area of your planned digging project. Once Southern Star has marked their facilities with paint and/or flags, a Southern Star representative must be on site prior to excavation.



SAFETY IS IN YOUR HANDS.
EVERY DIG. EVERY TIME.

UNIFORM UTILITY COLOR CODES

This color code chart helps identify which utilities have marked their underground lines.

 WHITE - Proposed excavation	 YELLOW - Gas, oil, steam, petroleum, or gaseous materials	 BLUE - Potable water lines
 PINK - Temporary survey markings	 ORANGE - Communications, alarm or signal lines, cables, or conduit	 PURPLE - Reclaimed water, irrigation, and slurry lines
 RED - Electric power lines, cables, conduit, and lighting cables		 GREEN - Sewer lines